

MAX Transit

Single LTE-A Pro Router for Transportation Wi-Fi

peplink | PEPWAVE



DIN Rail Mount

Dual Power Sources


Compatible With:



*Selected models

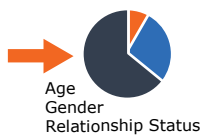

Built for Transportation Deployments

With a compact form factor, simultaneous dual-band 11ac Wi-Fi, the MAX Transit is ready to deliver fast, reliable Wi-Fi to your passengers.



Simultaneous Dual-Band Wi-Fi

Reduce Wi-Fi congestion and interference. Simultaneous dual-band Wi-Fi gives you two independent networks that also work together, maximizing the throughput that your passengers can enjoy.



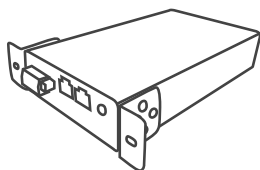
Captive Portal with Social Wi-Fi

The MAX Transit comes with a customizable captive portal that allows passengers to login with Facebook. As they login, you can use InControl 2 to see insightful reports on user demographics.



External Captive Portal for Advertising Servers

The MAX Transit also supports external captive portals, enabling you to connect to an advertising server. That way, your Wi-Fi hotspots can become a source of revenue.



Install it Anywhere

With mounting ears that can be installed from many angles and optional DIN rail mounts, the MAX Transit is ready to fit into just about any space you have available.



Certified Toughness

In addition to rugged metal enclosure, the MAX Transit has certifications on:

- Shock and vibration resistance (EN 61373:1999, IEC 61373:1999)
- Railway applications (EN 50155)
- Electromagnetic Compatibility (EN 61000)
- eMark (ref: E13*10R00*10R05*13664*00)

MAX Transit

Single LTE-A Pro Router for Transportation Wi-Fi

CAT-18

Specifications

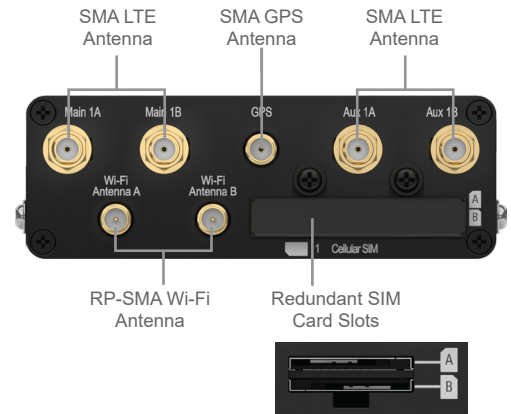


MAX-TST (CAT-18)	
Cellular WAN Interfaces	Single LTE-A Pro Modem
SpeedFusion Hot Failover	●
SpeedFusion WAN Smoothing	● ^
SpeedFusion Bandwidth Bonding	● ^
Number of PepVPN SpeedFusion Peers	5 ^
WAN Interface	1x GE+
LAN Interface	1x GE
Load Balancing/Failover	●
Router Throughput	400 Mbps
SpeedFusion Throughput (No Encryption)	100 Mbps
SpeedFusion Throughput (256-bit AES)	60 Mbps
Recommended Users	150
LTE-A Pro Modem	Downlink/Uplink Datarate: 1.2 Gbps/150 Mbps
Wi-Fi Standard	802.11ac/a/b/g/n 2x2 MIMO
Transmit Power (2.4GHz / 5GHz)	19 dBm / 21 dBm
Simultaneous Dual-Band Wi-Fi AP	●
Antenna Connectors	4x SMA Cellular, 1x SMA GPS, 2x RP-SMA Wi-Fi
Power Input	Device: 12V – 48V DC AC Adapter: AC Input 100V – 240V / DC Output 12V Terminal Block: 12V – 48V DC
USB LAN Port	2x Micro-USB B with 5V, 2A each for Power Input
Power Consumption	18W (max.)
Dimensions (L x W x H)	6.3 x 3.8 x 1.3 inches 160 x 97 x 33.5 mm
Weight	1.3 pounds / 590 grams
Operating Temperature	-40° – 149°F / -40° – 65°C
Humidity	15% – 95% (non-condensing)
Warranty	1-Year Limited Warranty
Package Content	1x MAX Transit (CAT-18), 12V2A Power Supply, 2x 5dBi Wi-Fi Antennas, 1x GPS Active Antenna, 2x 2dBi 4G LTE Antennas (4G LTE), 1 Pair of Mounting Brackets

+ The WAN port can act as a LAN port if needed.

^ Requires PrimeCare Subscription, complementary for the first year.

Ordering Information

Product Code	Carrier/Region	Modems	Cellular Standard	4G Bands	3G Bands
MAX-TST-GLTE-G-T-PRM	Global / CAT-18	1	LTE-A Pro	B1, B3, B25(B2), B66(B4), B26(B5/B18/B19), B7, B8, B12(17), B13, B14, B20, B28, B29, B30, B32, B71, B38, B39, B40, B41, B42, B43, B46, B48	B1, B2, B4, B5(B19), B8



MAX Transit

Single LTE-A Pro Router for Transportation Wi-Fi

Specifications

MAX-TST	
Cellular WAN Interfaces	Single LTE Modem
SpeedFusion Hot Failover	●
SpeedFusion WAN Smoothing	○
SpeedFusion Bandwidth Bonding	○
Number of PepVPN SpeedFusion Peers	2 / 5 ^
WAN Interface	1x GE+
LAN Interface	1x GE
Load Balancing/Failover	●
Router Throughput	400Mbps
SpeedFusion Throughput (No Encryption)	100Mbps
SpeedFusion Throughput (256-bit AES)	60Mbps
Recommended Users	150
Downlink/Uplink Datarate	100Mbps/50Mbps (LTE Modem) 300Mbps/50Mbps (LTE-A Modem) 600Mbps/150Mbps (LTE-A Pro Modem)
Wi-Fi Standard	802.11ac/a/b/g/n 2x2 MIMO
Transmit Power (2.4GHz / 5GHz)	19dBm / 21dBm
Simultaneous Dual-Band Wi-Fi AP	●
Antenna Connectors	2x SMA Cellular, 1x SMA GPS, 2x RP-SMA Wi-Fi
Power Input	Device: 12V – 48V DC AC Adapter: AC Input 100V – 240V / DC Output 12V Terminal Block: 12V – 48V DC
USB LAN Port	2x Micro-USB B with 5V, 2A each for Power Input
Power Consumption	18W (max.)
Dimensions (L x W x H)	6.3 x 3.8 x 1.3 inches 160 x 97 x 33.5 mm
Weight	1.3 pounds 590 grams
Operating Temperature	-40° – 149°F -40° – 65°C
Humidity	15% – 95% (non-condensing)
Warranty	1-Year Limited Warranty
Package Content	1x MAX Transit, 12V2A Power Supply, 2x 5dBi Wi-Fi Antennas, 1x GPS Active Antenna, 2x 2dBi 4G LTE Antennas (4G LTE), 1 Pair of Mounting Brackets

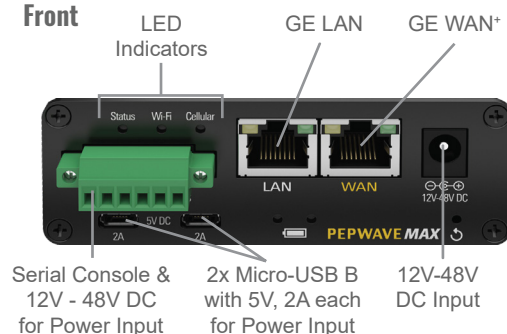
^ 2 PepVPN Peers are enabled by default. 5 PepVPN Peers are enabled for PrimeCare models which requires PrimeCare Subscription, complementary for the first year.

* The WAN port can act as a LAN port if needed.

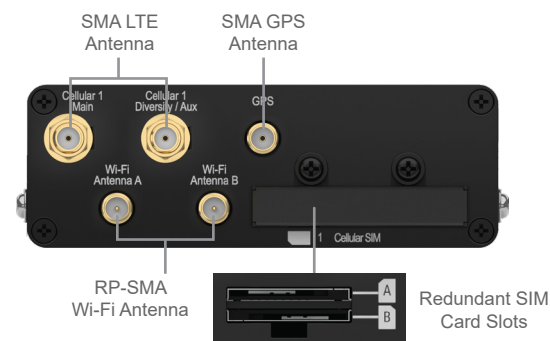
MAX Transit



Front



Back



MAX Transit

Single LTE-A Pro Router for Transportation Wi-Fi

LTE-A PRO /
LTE-A /
LTE

Ordering Information

	Product Code	Embedded Modems	Carrier/Region	Cellular Standard	4G Bands	3G Bands
LTE-A Pro	MAX-TST-LTEA-R-T	1	America / FirstNet / CAT-12	LTE Advanced Pro	B1, B2, B3, B4, B5, B7, B8, B9, B12, B13, B14 , B18, B19, B20, B26, B29, B30, B32, B41, B42, B43, B46, B48, B66	HSPA+: B1, B2, B4, B5, B6, B8, B9, B19
	MAX-TST-LTEA-K-T	1	Global* / CAT-12	LTE Advanced Pro	B1, B2, B3, B4, B5, B7, B8, B9, B12, B13, B18, B19, B20, B26, B28 , B29, B30, B32, B41, B42, B43, B46, B48, B66	HSPA+: B1, B2, B4, B5, B6, B8, B9, B19
LTEA	MAX-TST-LTEA-W-T	1	Worldwide / CAT-6	LTE Advanced	B1, B2, B3, B4, B5, B7, B8, B12, B13, B20, B25, B26, B29, B30, B41	WCDMA/HSPA+/DC-HSPA+: B1, B2, B3, B4, B5, B8
	MAX-TST-LTEA-P-T	1	Asia Pacific / CAT-6	LTE Advanced	B1, B3, B5, B7, B8, B18, B19, B21, B28, B38, B39, B40, B41	WCDMA/HSPA+/DC-HSPA+: B1, B5, B8, B9, B19 UMTS: B6 TD-SCDMA: B39
LTE	MAX-TST-E-T	1	Europe / International / CAT-4	LTE	B1, B3, B5, B7, B8, B20, B38 (TDD), B40(TDD), B41 (TDD)	WCDMA/HSPA+/DC-HSPA+: B1, B5, B8

* China & HK TD LTE are excluded.